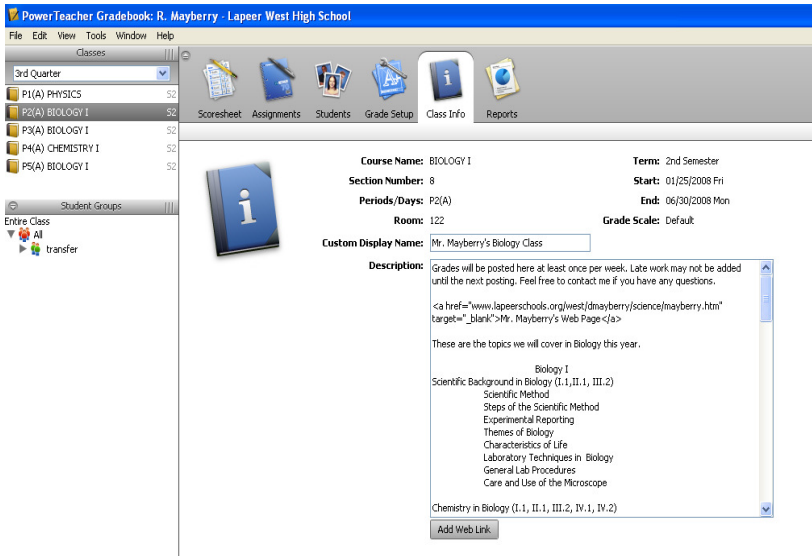


So you want to . . .

© Big D and the TPEP's

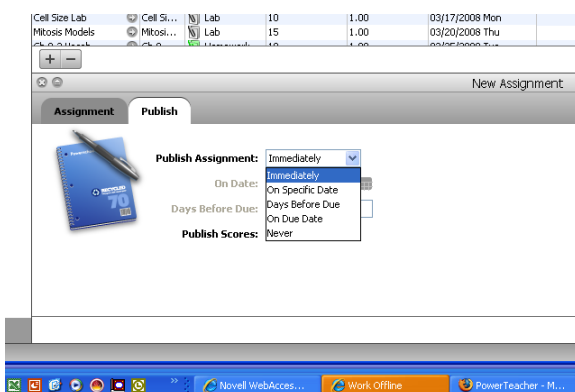
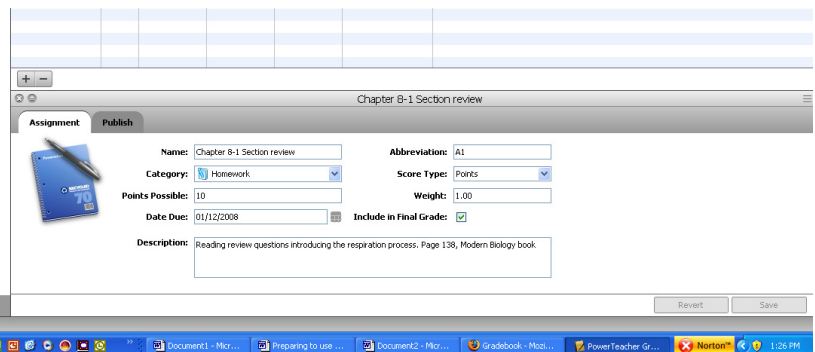
. . . personalize your parent interface

Parents and students will access student data from their own portal. The teacher can make this view more informative by providing class information on procedures and course content in the gradebook module. If your class portal is more informative concerning policies, expectations, and assignment information, it will be beneficial to both you and those who visit the site.



You can start by entering information on the 'Class Info' tab in the gradebook module. Course outlines, posting and grading policies, and other general information entered here will be seen by visitors to the portal.

Entering a description when you set up an assignment in the gradebook will often address parent concerns or remind students of what an assignment was about.



You don't have to wait to set up an assignment until after grades have been completed. Parents and students may appreciate the 'heads-up' provided when the ungraded assignment column appears before things are due. The 'Publish' tab under new assignments provides options as to when the grade column will appear in the portal.

Any effort you put in to make the parent/student portal more informative will be likely to foster better public relations and save you time and aggravation in the long run.